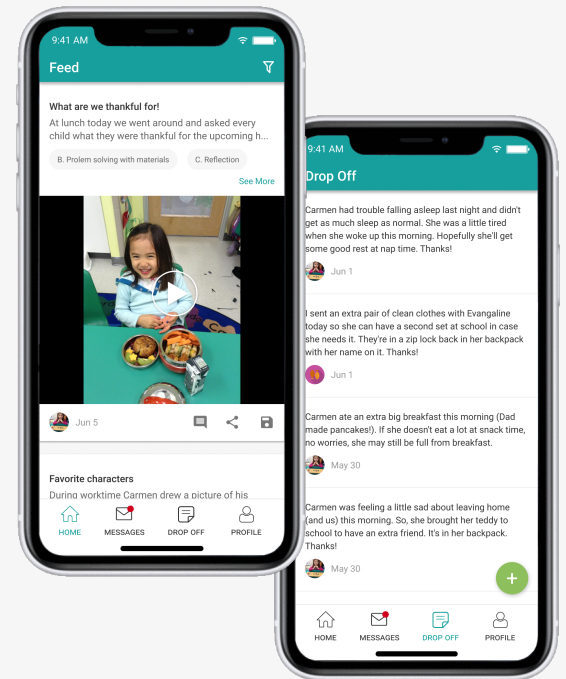






What does the app allow you to do?

Through the Kaymbu for Families app, you can receive information from your child's school, and share drop-off information and updates on your child's learning with their teachers.

The Kaymbu for Families app is connected to Kaymbu, which your child's program uses to give you a window into your child's school life. With Kaymbu, teachers record photos, videos, and anecdotes of classroom activities to document your child's progress and growth, and give you deeper insight into their learning experiences.



How it works

-  **Home:** A feed of documentation your children's teachers have shared with you. It might be photos, videos, or anecdotes of classroom activities, newsletters, or learning portfolios.
-  **Messages:** An inbox for messages teachers or administrators have sent you from Kaymbu.
-  **Drop Off:** A log of your drop off notes. Click the green plus button to add a new note and check your child in for the day.
-  **Profile:** A page to manage your contact information and notification preferences.

FAQ

How do I get set up?

Download the Kaymbu for Families app from Google Play or App Store

Log in with the email address or phone number your child's teachers have saved on file for you

How do I check in my child?

You can check your child in and add a drop-off note by clicking the green plus button. You'll be able to select your child (or children) and check them in for the day. You can add a note and may be asked to sign a liability waiver that was set by your child's program.

Who else can check my child in?

Any family members who are on your child's Kaymbu profile can check your child in and add drop off information. However, they will not be able to see anything that you have added or shared.